



HOW CAN A SPARK SESSION BENEFIT YOU?


If your project is for a community, and certainly if it involves a bond vote, having buy-in is key to your success! A Spark Session brings people together and ensures voices will be heard.

For our corporate and commercial clients, Spark offers a condensed design timeline freeing you to get back to business quicker.

Plus, the resulting artwork at the conclusion of the Session often times closely resembles the completed building... And you were an integral part of the creation!



FIRE STATION NO. 4 / SIOUX CITY, IOWA



OAK VIEW BRANCH LIBRARY / SIOUX FALLS, SOUTH DAKOTA



STUDENT CENTER / GRAND VIEW UNIVERSITY / DES MOINES, IOWA



FEH DESIGN SPARK SESSION



FEH DESIGN
ARCHITECTURE / ENGINEERING / INTERIORS

SIOUX CITY

712 252 3889

DES MOINES

515 288 2000

DUBUQUE

563 583 4900

OCONOMOWOC

262 968 2055

SPARK SESSION

WHAT IS A SPARK SESSION?

A Spark Session involves bringing our design team to you and working directly in and with your group or community. This approach has proven successful for many public clients.



STEP THREE

- Conceptual Floor Plans
- Site Plan Refinements
- Site Amenities
- Building Massing Studies
- Exterior Elevation Sketches
- Formal Review*



Want to see a Spark Session?

- Open your camera app
- Place camera over the code

FEH continues to set the standards for this intense and interactive design workshop. We are successful at engaging large numbers of participants, listening to their ideas, studying them and evaluating options in a way that builds ownership by all those involved.

PRE-SPARK




WE START AHEAD OF THE SPARK SESSION BY ...

- Evaluating needs and priorities
- Defining the scope of the project
- Developing a building program that charts the specifics of the project
- Developing space requirements and other issues
- Conducting site visit(s)



we move into your space!

01



STEP TWO

- Bubble Diagrams
- Block Planning
- Floor Plan/Site Plan Relationships
- Formal Review*

02



STEP ONE

- Site Analyses
- Circulation Issues
- Square Footage Requirements
- Site Development Concepts
- Formal Review*

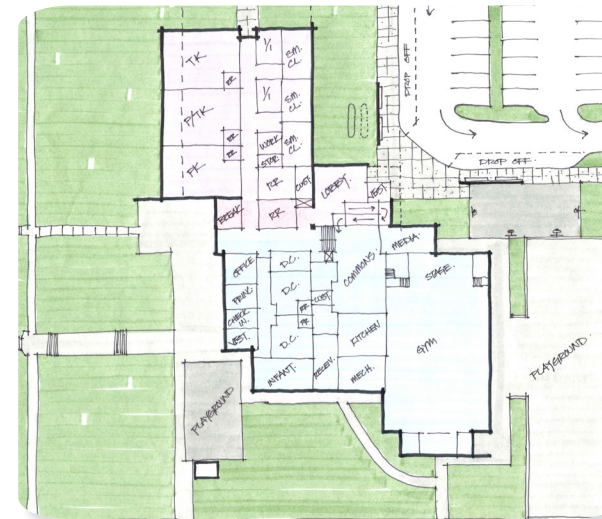


***Formal Review** ... Periodically, everyone steps back, takes a deep breath, and reviews all drawings and progress to ensure it's headed in the right direction.

03

STEP FOUR

- Floor Plans
- Site Plans
- Sections
- Feature Sketches
- Formal Review*



04

SPARK FINAL ARTWORK!



WHAT HAPPENS NEXT?

By the end of the Session, the concept for your project and/or master plan will be clearly defined. With conceptual drawings in hand, we return to the office to develop and refine. Our team will prepare your Spark Session book and any other needed promotional materials to get you ready for the referendum process, if needed.

