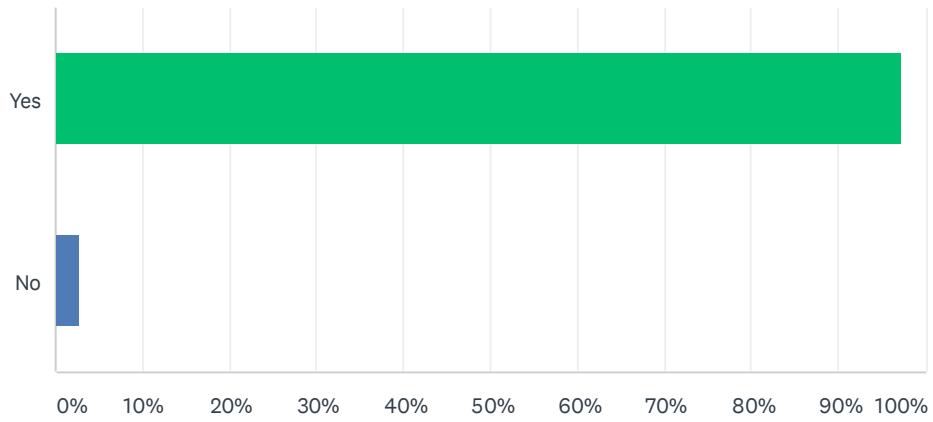


# Q1 Do you live within the city limits of the City of Polk City?

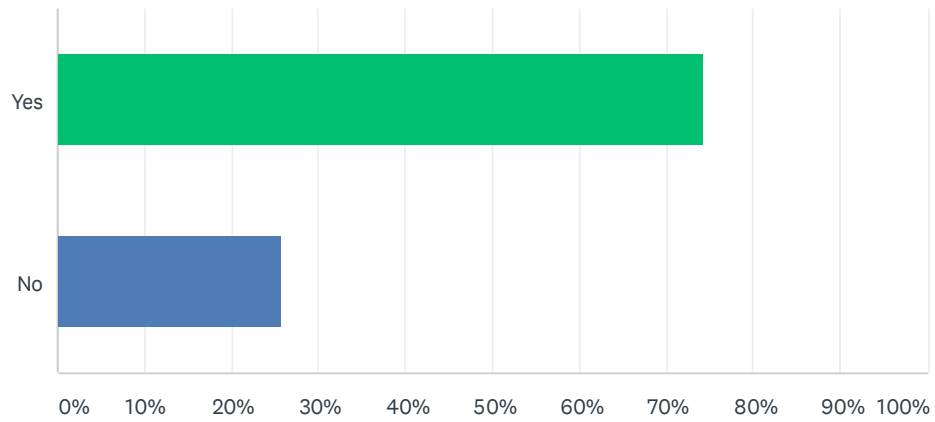
Answered: 1,138 Skipped: 0



ANSWER CHOICES	RESPONSES	
Yes	97.36%	1,108
No	2.64%	30
TOTAL		1,138

## Q2 Overall, are you satisfied with the services, programs, and amenities the City currently offers?

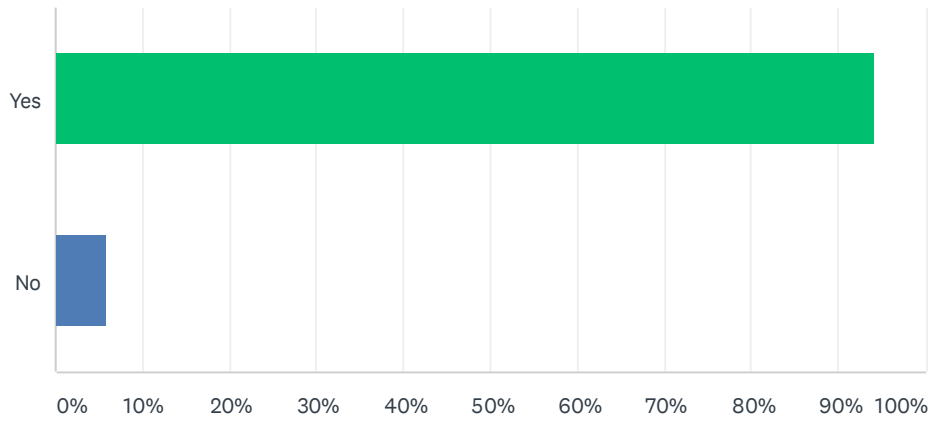
Answered: 1,040 Skipped: 98



ANSWER CHOICES	RESPONSES	
Yes	74.23%	772
No	25.77%	268
TOTAL		1,040

### Q3 Overall, are you satisfied with the quality of life in Polk City?

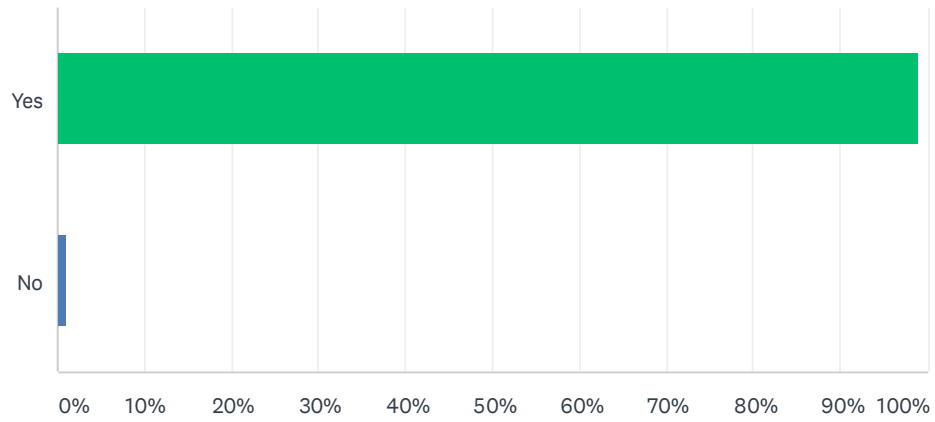
Answered: 1,044 Skipped: 94



ANSWER CHOICES	RESPONSES	
Yes	94.06%	982
No	5.94%	62
TOTAL		1,044

## Q4 Do you feel safe in your neighborhood?

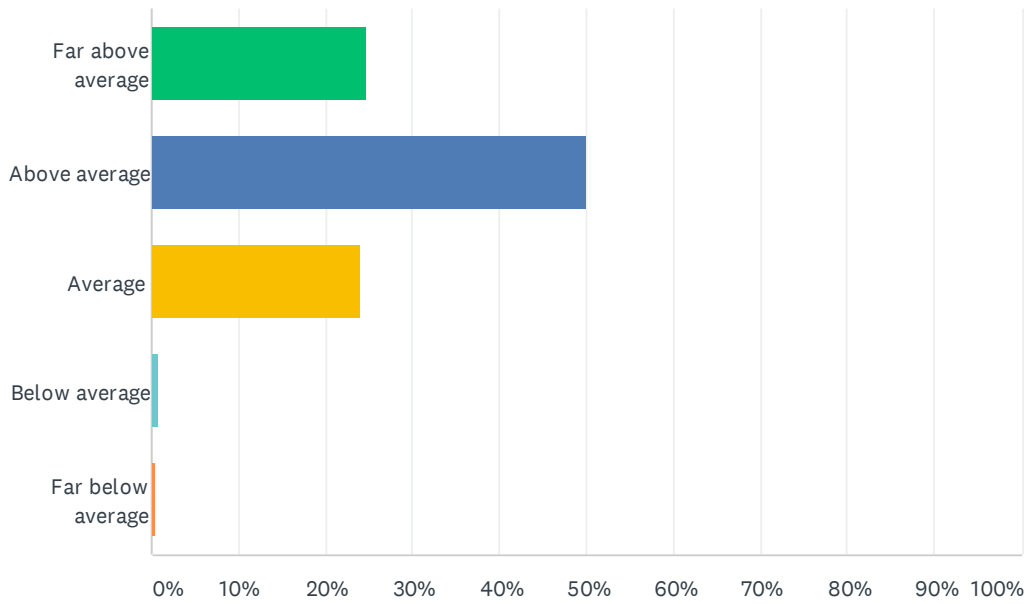
Answered: 1,048 Skipped: 90



ANSWER CHOICES	RESPONSES	
Yes	98.95%	1,037
No	1.05%	11
TOTAL		1,048

## Q5 How responsive is law enforcement to the needs of your neighborhood?

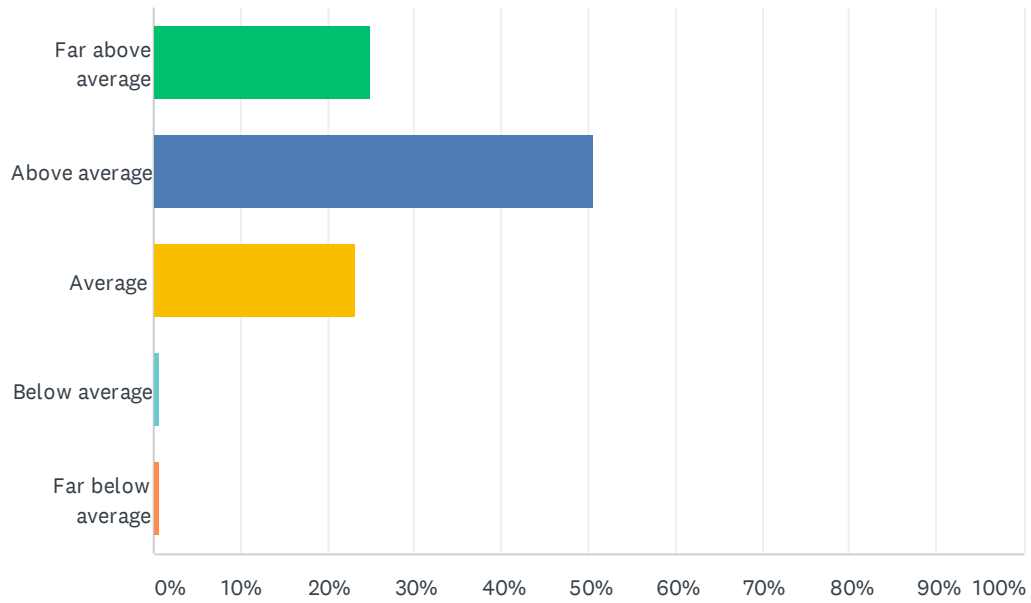
Answered: 1,027 Skipped: 111



ANSWER CHOICES	RESPONSES	
Far above average	24.63%	253
Above average	49.95%	513
Average	24.05%	247
Below average	0.88%	9
Far below average	0.49%	5
<b>TOTAL</b>		<b>1,027</b>

## Q7 How responsive is Fire/EMS to the needs of your neighborhood?

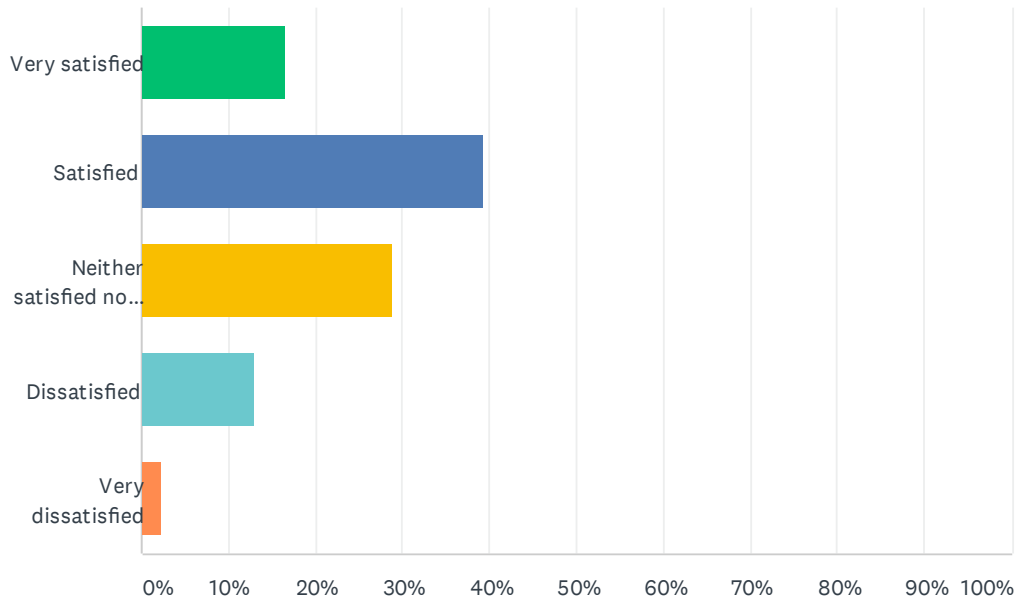
Answered: 1,006 Skipped: 132



ANSWER CHOICES	RESPONSES	
Far above average	24.95%	251
Above average	50.60%	509
Average	23.16%	233
Below average	0.60%	6
Far below average	0.70%	7
<b>TOTAL</b>		<b>1,006</b>

## Q9 How satisfied are you with Parks & Recreation in your community?

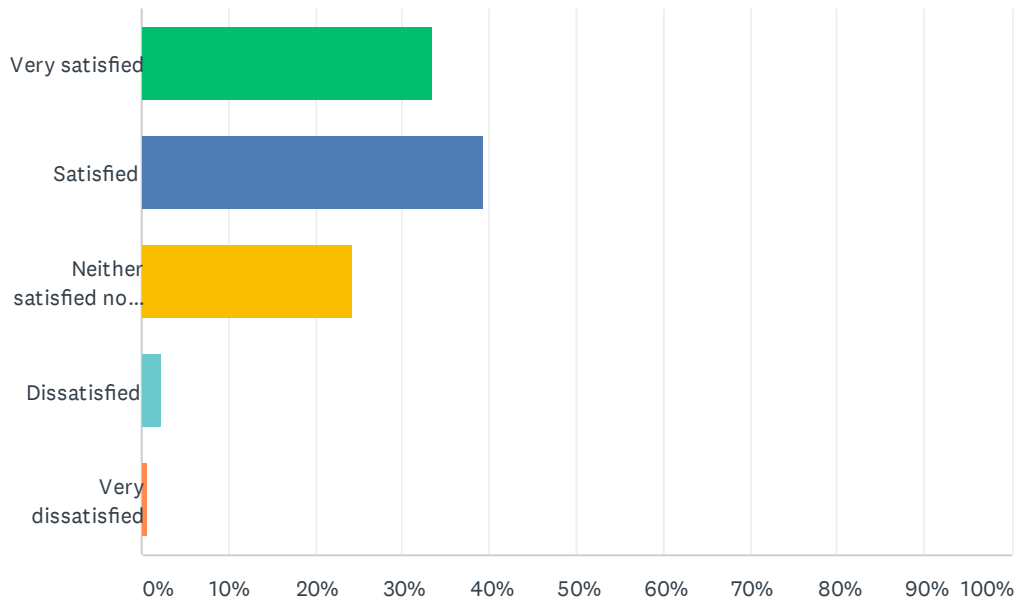
Answered: 888 Skipped: 250



ANSWER CHOICES	RESPONSES	
Very satisfied	16.55%	147
Satisfied	39.30%	349
Neither satisfied nor dissatisfied	28.83%	256
Dissatisfied	12.95%	115
Very dissatisfied	2.36%	21
<b>TOTAL</b>		<b>888</b>

## Q11 How satisfied are you with the services offered by the Polk City Library?

Answered: 886 Skipped: 252

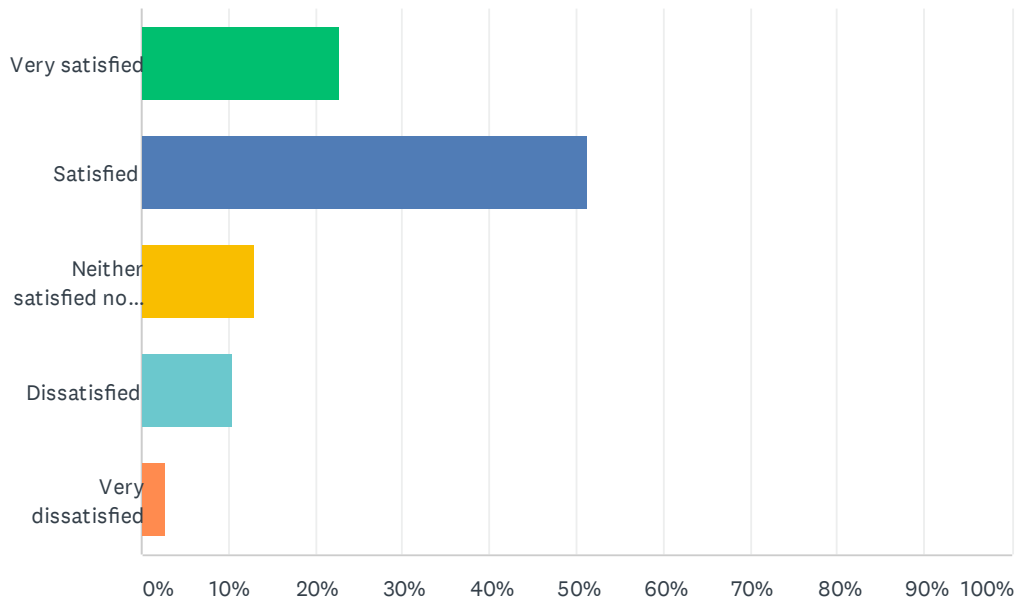


ANSWER CHOICES	RESPONSES	
Very satisfied	33.52%	297
Satisfied	39.28%	348
Neither satisfied nor dissatisfied	24.27%	215
Dissatisfied	2.26%	20
Very dissatisfied	0.68%	6
<b>TOTAL</b>		<b>886</b>



## Q12 How satisfied are you with the condition and maintenance of your street?

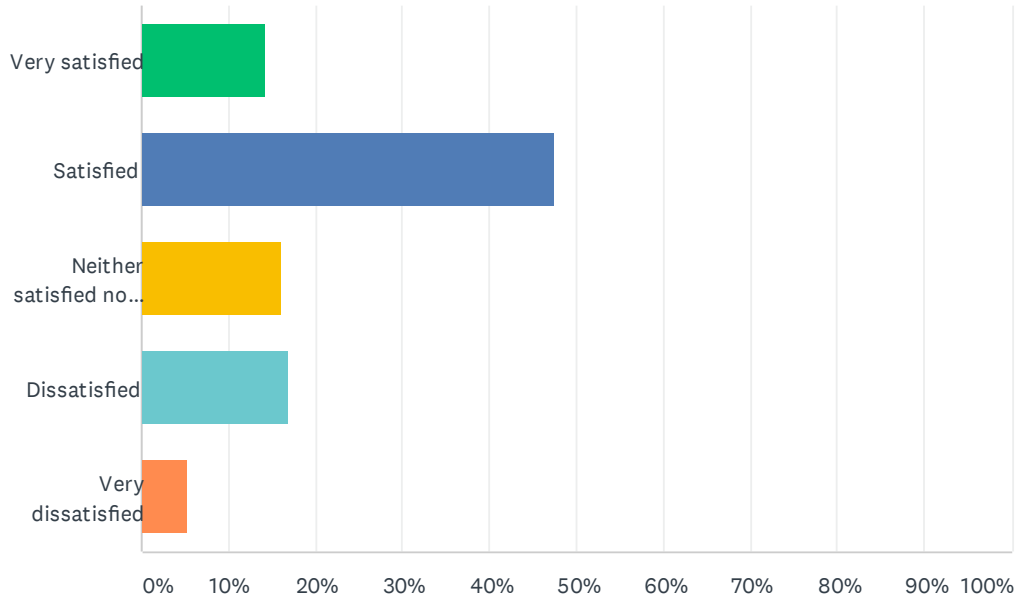
Answered: 891 Skipped: 247



ANSWER CHOICES	RESPONSES	
Very satisfied	22.78%	203
Satisfied	51.18%	456
Neither satisfied nor dissatisfied	12.91%	115
Dissatisfied	10.44%	93
Very dissatisfied	2.69%	24
<b>TOTAL</b>		<b>891</b>

### Q13 How satisfied are you with the water quality in Polk City?

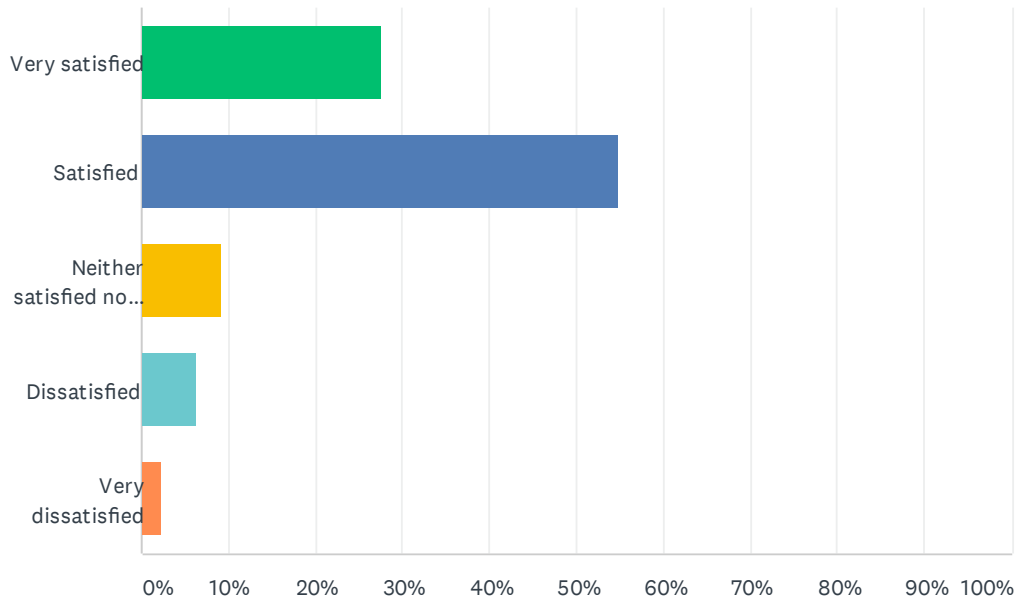
Answered: 890 Skipped: 248



ANSWER CHOICES	RESPONSES	
Very satisfied	14.16%	126
Satisfied	47.53%	423
Neither satisfied nor dissatisfied	16.18%	144
Dissatisfied	16.97%	151
Very dissatisfied	5.17%	46
<b>TOTAL</b>		<b>890</b>

## Q14 How satisfied are you with your garbage and recycling services?

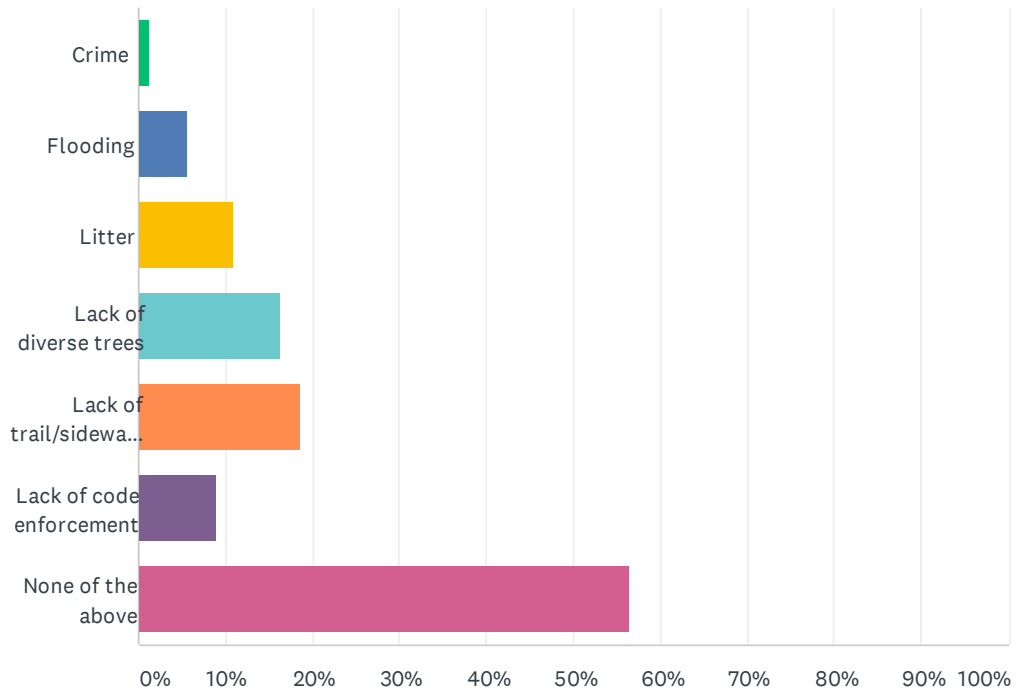
Answered: 891 Skipped: 247



ANSWER CHOICES	RESPONSES	
Very satisfied	27.61%	246
Satisfied	54.77%	488
Neither satisfied nor dissatisfied	9.20%	82
Dissatisfied	6.17%	55
Very dissatisfied	2.24%	20
<b>TOTAL</b>		<b>891</b>

## Q15 Are you concerned about any of these issues in your neighborhood?

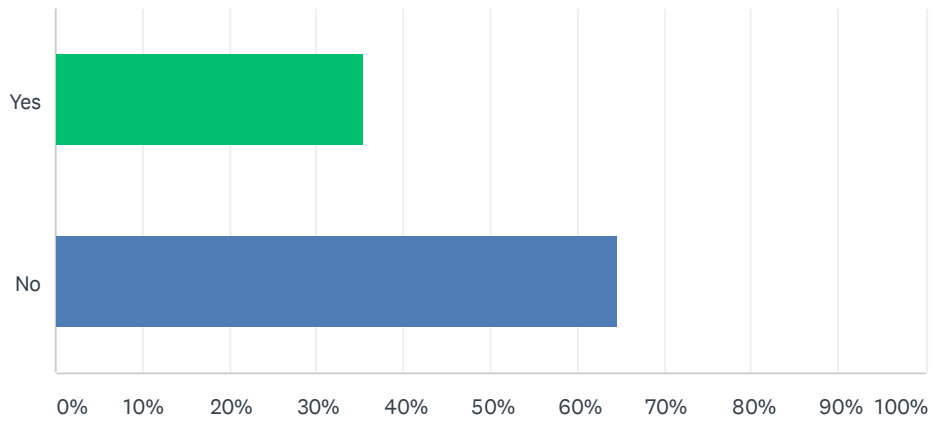
Answered: 888 Skipped: 250



ANSWER CHOICES	RESPONSES	
Crime	1.24%	11
Flooding	5.74%	51
Litter	10.81%	96
Lack of diverse trees	16.33%	145
Lack of trail/sidewalk system	18.69%	166
Lack of code enforcement	8.90%	79
None of the above	56.53%	502
Total Respondents: 888		

### Q18 Would you be willing to pay more in property taxes for the suggested services, programs or activities mentioned previously?

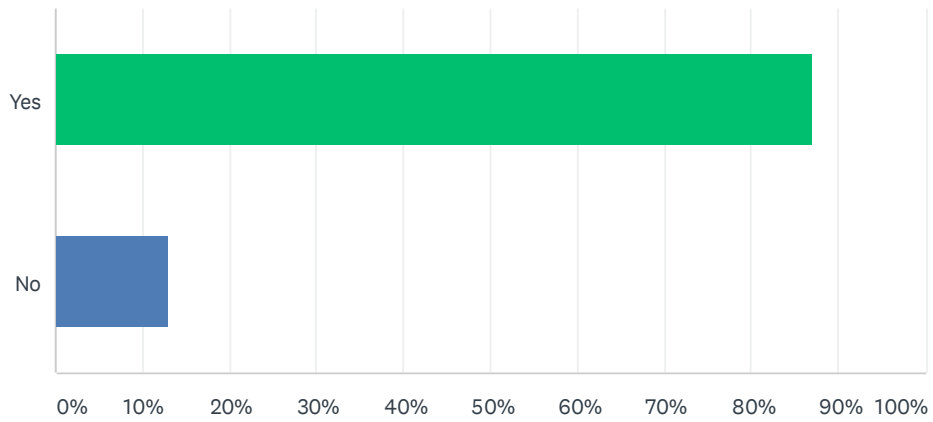
Answered: 862 Skipped: 276



ANSWER CHOICES	RESPONSES	
Yes	35.38%	305
No	64.62%	557
TOTAL		862

## Q20 Do you prioritize shopping local and supporting local businesses in Polk City?

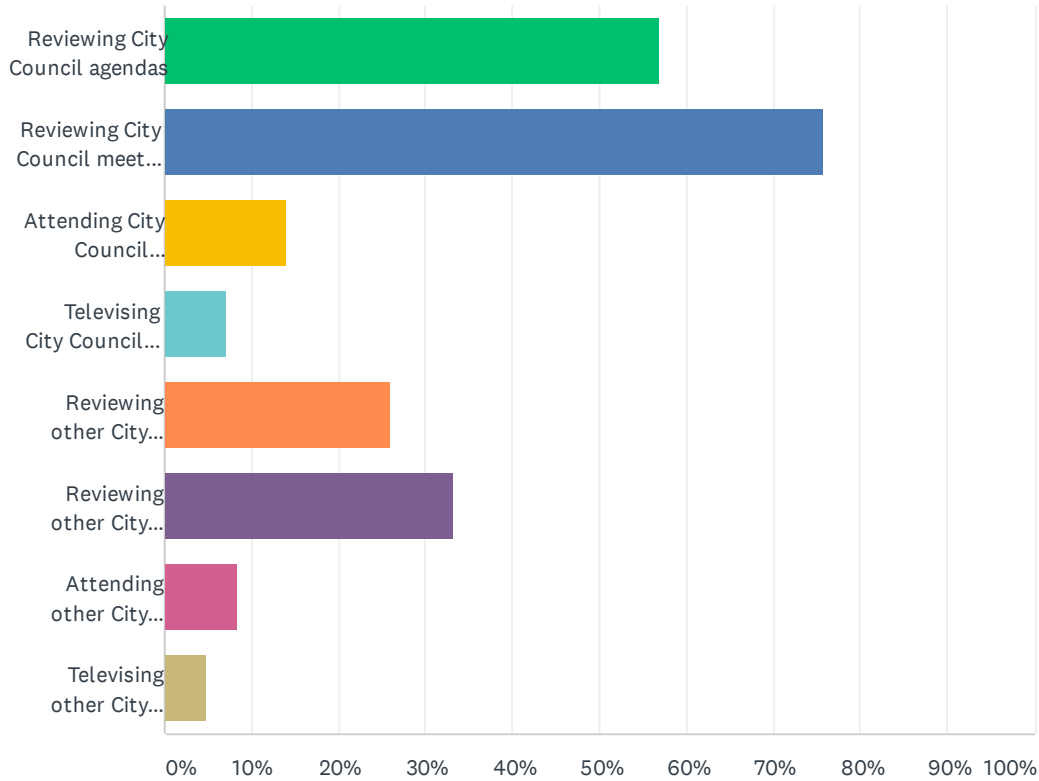
Answered: 886 Skipped: 252



ANSWER CHOICES	RESPONSES	
Yes	87.02%	771
No	12.98%	115
TOTAL		886

## Q21 Do you participate in any of the following activities?

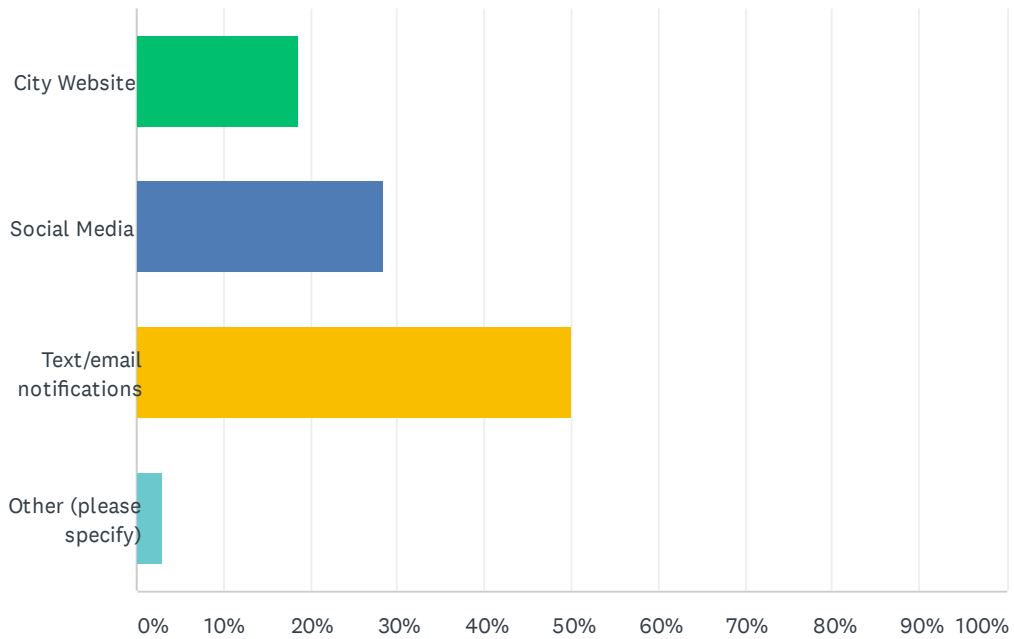
Answered: 438 Skipped: 700



ANSWER CHOICES	RESPONSES	
Reviewing City Council agendas	56.85%	249
Reviewing City Council meeting minutes	75.80%	332
Attending City Council meetings in person or virtually	13.93%	61
Televising City Council meetings	7.08%	31
Reviewing other City Boards/Commission agendas	26.03%	114
Reviewing other City Boards/Commission meeting minutes	33.33%	146
Attending other City Boards/Commission meetings in person or virtually	8.45%	37
Televising other City Boards/Commission meetings	4.79%	21
Total Respondents: 438		

## Q22 What is your preferred method of communication from the City of Polk City?

Answered: 880 Skipped: 258

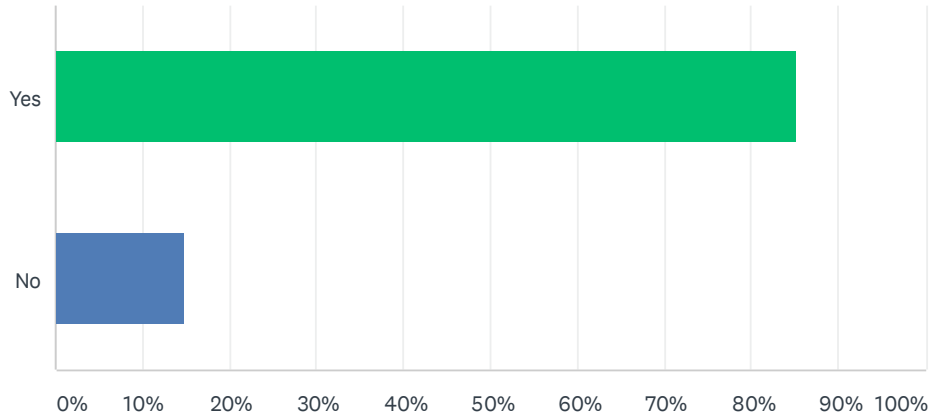


ANSWER CHOICES	RESPONSES	
City Website	18.64%	164
Social Media	28.52%	251
Text/email notifications	50.00%	440
Other (please specify)	2.84%	25
<b>TOTAL</b>		<b>880</b>



## Q23 Do you participate in the City-wide clean up days?

Answered: 890 Skipped: 248



ANSWER CHOICES	RESPONSES	
Yes	85.06%	757
No	14.94%	133
TOTAL		890